

2016 **YMF** AUSTRALIAN SUPERBIKE CHAMPIONSHIP

Winton Park Raceway - Vic

PRESENTED BY



Round 6
Sept 30 - Oct 2



PRODUCTION Qualifying 1

Date: 01/10/16
Event: Q01
Weather: Overcast - 10.6C
Track: Wet - Temp: 11.7C

Started at: 08:30:36
Laps: 20 Min
Starters: 25
Printed at: 8:54

PROVISIONAL CLASSIFICATION

Pos	No	Gr	Name	Class	Machine	Fastest Lap	On Lap	Behind Prev	Behind Leader	Top Speed
1	345	C	Sam CONDON (NSW) / Bikebiz / Swann Insurance / Shark / Iphone / Berik	300	Kawasaki EX 300	1:47.709	4 of 8			148
2	33	J	Reid BATTYE (NSW) / Ipone / Shark Helmets / Ixon / DB Racing / Kincumber Kebabs / MM Painting	300	Kawasaki EX 300	1:47.759	9 of 9	.050	.050	150
3	17	D	Tom TOPARIS (NSW)	300	Kawasaki EX 300	1:50.028	9 of 9	2.269	2.319	151
4	58	B	Callum ALDERSON (VIC) / YRD / Sign Pro / Jobbox / Yamalube	>300	Yamaha R3 320	1:52.251	3 of 9	2.223	4.542	148
5	55	B	Brandon DEMMERY (NSW) / 2 Thugs Customs / GreenteaX50 / RST / Erebus Academy / Dunlop / LS2 / Yamaha	>300	Yamaha R3 320	1:53.747	8 of 10	1.496	6.038	148
6	93	B	Drew SELLS (VIC) / Race Centre / Peter Stevens M-cycles / Oilee Racing / Kaneg	300	Kawasaki EX 300	1:53.870	10 of 10	.123	6.161	144
7	46		Aidan HAYES (NSW) / Hayes Johnston Pty Ltd / Hayes Electrical	>300	Yamaha R3 320	1:54.574	7 of 10	.704	6.865	148
8	54	C	Jack DAWES (NSW) / JDR Racing / Chemworks / Signwork Group / YRD / Motul / Pirelli / Alan Gray & Co	>300	Yamaha R3 320	1:54.964	7 of 7	.390	7.255	146
9	42	C	Jack PASSFIELD (NSW) / Stay Up Right / Link Intl / Pirelli / Motul / D Moto / RST Leathers / LS2 Helmets	>300	Yamaha R3 320	1:55.352	10 of 10	.388	7.643	146
10	85		Ty LYNCH (SA) / Adelaide M-cycle Recovery / Peter Stevens M-cycles / Neville Lush Racing	>300	Yamaha R3 320	1:56.399	9 of 9	1.047	8.690	143
11	1		Justin HALL (NSW) / Shark Leathers / Citybike Worx / West Sliders / The Bolt Barn	300	Kawasaki EX 300	1:57.660	8 of 9	1.261	9.951	149
12	136		Lee CHEETHAM (NSW) / Cheetham Eng. / Roches Hotel / Grafton Power Products / West Sliders	300	Kawasaki EX 300	1:57.891	8 of 9	.231	10.182	144
13	25	C	Michael KING (WA) / www.brandsense.com.au / Kaneg / Vortex / Pelican Charters / Pio-Stitch	>300	Yamaha R3 320	2:00.783	5 of 5	2.892	13.074	146
14	77		Daniel MOORE (NSW) / City Coast M-cycles / Fish Fingered / Duca Advisors	>300	Yamaha R3 320	2:01.363	5 of 6	.580	13.654	142
15	31		Christopher DOBIE (NSW) / AMCN / YMA / Pirelli / Nubski	>300	Yamaha R3 320	2:01.796	5 of 7	.433	14.087	138
16	39	J	Scott NICHOLSON (VIC) / G.Williams Motorcycle Eng. / Traction Control Susp. West / NGK / The Pool Boy	300	Kawasaki EX 300	2:01.799	5 of 7	.003	14.090	146

Scott Laing
Chief Time Keeper - Scott Laing

Tom Williams
Clerk of Course - Tom Williams



Computime Race Timing Systems Pty Ltd © 1996
Licensed to Computime Race Timing Systems
www.computime.com.au
COMPUTIME RACE TIMING SYSTEMS PTY LTD
9 Timber Lane, Glen Waverley, Vic 3150. Ph : 0418 17 13 17
E-mail : scott@computime.com.au

2016 **YMF** AUSTRALIAN SUPERBIKE CHAMPIONSHIP

Winton Park Raceway - Vic

PRESENTED BY



Round 6
Sept 30 - Oct 2



PRODUCTION Qualifying 1

Date: 01/10/16
Event: Q01
Weather: Overcast - 10.6C
Track: Wet - Temp: 11.7C

Started at: 08:30:36
Laps: 20 Min
Starters: 25
Printed at: 8:54

PROVISIONAL CLASSIFICATION

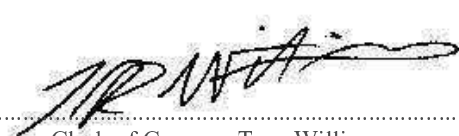
Pos	No	Gr	Name	Class	Machine	Fastest Lap	On Lap	Behind Prev	Behind Leader	Top Speed
17	86	J	Oliver BAYLISS (QLD) / Cube Racing / Bell / Alpine Stars	300	Kawasaki EX 300	2:01.973	10 of 10	.174	14.264	150
18	20		Hunter FORD (NSW) / Ford Brothers Racing / Bell Helmets / Port Performance / Grarme Boyd Yamaha	>300	Yamaha R3 320	2:03.725	9 of 9	1.752	16.016	144
19	117	J	Zane FORD (NSW) / Ford Brothers Racing / Port Performance / Graeme Boyd M-cycles	300	Kawasaki EX 300	2:05.313	4 of 5	1.588	17.604	146
20	83		Steven MASON (TAS) / M & M Racing / MotoTrans Tasmania / Horizon M-cycles / Stephco Trading	>300	Yamaha R3 320	2:07.999	4 of 5	2.686	20.290	143
21	337	C	Gregory FARRELL (NSW) / www.landscapesupplies.com.au / BC Performance	300	Kawasaki EX 300	2:08.451	6 of 6	.452	20.742	139
22	18	J	Nicholas CLAIR (VIC) / Lazy Days Guest House Phillip Island	300	Kawasaki EX 300	2:08.586	5 of 9	.135	20.877	139
23	65	C	Jonah SITA (WA) / Flashpoint M-sport / Chain Reaction M-cycles / Berry Sweet Strawberry Farm	300	Kawasaki EX 300	2:10.169	6 of 8	1.583	22.460	140
24	322	C	Keegan PICKERING (NSW)	300	Kawasaki EX 300	2:15.645	5 of 5	5.476	27.936	145
25	36		Arkadiusz DEPCZYNSKI (VIC)	>300	Yamaha R3 320	2:26.770	3 of 6	11.125	39.061	139

*** Indicative qualifying time - 2:03.865 ***

The results are provisional until the end of the time limit for protests and appeals.



Chief Time Keeper - Scott Laing




Clerk of Course - Tom Williams



Computime Race Timing Systems Pty Ltd © 1996
Licensed to Computime Race Timing Systems
www.computime.com.au

COMPUTIME RACE TIMING SYSTEMS PTY LTD
9 Timber Lane, Glen Waverley, Vic 3150. Ph : 0418 17 13 17
E-mail : scott@computime.com.au



2016

YMF
YAMAHA MOTOR FINANCE

AUSTRALIAN SUPERBIKE CHAMPIONSHIP

Winton Park Raceway - Vic

PRESENTED BY

Round 6
Sept 30 - Oct 2PRODUCTION
Qualifying 1Date: 01/10/16
Event: Q01
Weather: Overcast - 10.6C
Track: Wet - Temp: 11.7CStarted at: 08:30:36
Laps: 20 Min
Starters: 25
Printed at: 8:54

PROVISIONAL LAP TIMES

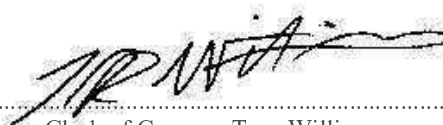
No	Name	Lap 1	Lap 2	Lap 3	Lap 4	Lap 5	Lap 6	Lap 7	Lap 8	Lap 9	Lap 10
1	Justin HALL (NSW)	2:24.340	2:11.401	2:03.166	2:01.961	2:00.775	1:59.264	2:03.948	<u>1:57.660</u>	1:58.605	
17	Tom TOPARIS (NSW)	2:04.040	1:55.594	1:53.188	1:53.395	2:03.774	4:40.097	1:59.317	2:07.256	<u>1:50.028</u>	
18	Nicholas CLAIR (VIC)	2:33.451	2:17.734	2:11.720	2:08.993	<u>2:08.586</u>	2:10.720	2:09.834	2:41.034	2:11.109	
20	Hunter FORD (NSW)	2:25.011	2:12.801	2:09.972	2:10.889	2:08.399	2:04.825	2:04.866	2:05.339	<u>2:03.725</u>	
25	Michael KING (WA)	2:10.910	2:07.956	3:45.115	2:05.282	<u>2:00.783</u>					
31	Christopher DOBIE (NSW)	2:06.567	2:03.973	2:03.270	2:04.601	<u>2:01.796</u>	2:02.219	2:02.844			
33	Reid BATTYE (NSW)	1:55.127	1:52.485	1:49.386	1:52.610	3:15.693	2:27.782	1:55.513	1:49.277	<u>1:47.759</u>	
36	Arkadiusz DEPCZYNSKI (VIC)	2:35.914	2:37.565	<u>2:26.770</u>	2:30.650	2:28.024	2:31.904				
39	Scott NICHOLSON (VIC)	2:07.245	2:04.324	2:06.092	2:02.656	<u>2:01.799</u>	2:02.093	2:02.505			
42	Jack PASSFIELD (NSW)	2:18.388	2:00.044	2:01.867	1:58.451	2:00.015	1:58.462	1:58.719	1:57.299	1:57.669	<u>1:55.352</u>
46	Aidan HAYES (NSW)	2:05.623	1:56.743	1:56.156	1:56.754	1:56.040	1:57.124	<u>1:54.574</u>	1:55.078	1:55.133	1:55.948
54	Jack DAWES (NSW)	2:07.443	1:58.060	1:57.889	3:24.535	2:01.505	1:56.492	<u>1:54.964</u>			
55	Brandon DEMMERY (NSW)	2:18.591	2:00.248	2:00.555	1:58.300	1:55.858	1:56.633	1:54.231	<u>1:53.747</u>	2:05.002	2:00.565
58	Callum ALDERSON (VIC)	1:53.322	1:56.485	<u>1:52.251</u>	2:30.892	2:37.459	1:56.548	2:28.389	2:02.443	1:53.411	
65	Jonah SITA (WA)	2:27.886	2:20.315	2:17.451	2:15.113	2:11.798	<u>2:10.169</u>	2:12.831	2:12.337		
77	Daniel MOORE (NSW)	2:23.679	2:08.197	2:03.853	2:06.201	<u>2:01.363</u>	2:06.492				
83	Steven MASON (TAS)	2:13.466	2:10.932	2:09.316	<u>2:07.999</u>	2:09.706					
85	Ty LYNCH (SA)	2:16.198	2:06.405	2:01.391	2:01.069	1:58.627	1:58.554	1:59.234	1:57.298	<u>1:56.399</u>	
86	Oliver BAYLISS (QLD)	2:13.231	2:08.034	2:08.039	2:03.197	2:03.599	2:05.804	2:04.056	2:02.127	2:02.566	<u>2:01.973</u>
93	Drew SELLS (VIC)	1:56.627	1:55.007	1:56.143	1:58.642	1:55.048	1:56.012	1:59.136	1:55.236	1:56.085	<u>1:53.870</u>
117	Zane FORD (NSW)	2:39.182	2:10.099	2:07.968	<u>2:05.313</u>	2:06.313					
136	Lee CHEETHAM (NSW)	2:23.422	2:10.490	2:03.902	2:02.406	2:01.242	1:58.506	2:02.623	<u>1:57.891</u>	1:58.897	
322	Keegan PICKERING (NSW)	2:32.134	2:29.549	2:15.945	2:20.050	<u>2:15.645</u>					
337	Gregory FARRELL (NSW)	2:19.295	2:13.828	2:11.621	2:10.734	2:08.832	<u>2:08.451</u>				
345	Sam CONDON (NSW)	1:52.413	1:51.660	1:54.399	<u>1:47.709</u>	1:50.541	1:53.362	1:55.027	1:54.516		

*** Indicative qualifying time - 2:03.865 ***

The results are provisional until the end of the time limit for protests and appeals.



Chief Time Keeper - Scott Laing



Clerk of Course - Tom Williams




Computime Race Timing Systems Pty Ltd © 1996

Licensed to Computime Race Timing Systems

www.computime.com.au

COMPUTIME RACE TIMING SYSTEMS PTY LTD

9 Timber Lane, Glen Waverley, Vic 3150. Ph : 0418 17 13 17

E-mail : scott@computime.com.au

2016

YMF
YAMAHA MOTOR FINANCE

AUSTRALIAN SUPERBIKE CHAMPIONSHIP

Winton Park Raceway - Vic

PRESENTED BY

Round 6
Sept 30 - Oct 2PRODUCTION
Qualifying 1Date: 01/10/16
Event: Q01
Weather: Overcast - 10.6C
Track: Wet - Temp: 11.7CStarted at: 08:30:36
Laps: 20 Min
Starters: 25
Printed at: 8:55

PROVISIONAL SPLIT TIMES

Lap	Split 1	Split 2	Split 3	Split 4	Lap Time	Spd	Lap	Split 1	Split 2	Split 3	Split 4	Lap Time	Spd
1 Justin HALL (NSW) (11th)							25 Michael KING (WA) (13th)						
1	26.240	24.838	49.998	43.264	2:24.340 P		1	21.948	22.130	45.386	41.446	2:10.910 P	
2	18.441	21.834	49.204	41.922	2:11.401	145	2	18.147	22.046	46.206	41.557	2:07.956	144
3	17.268	21.015	44.641	40.242	2:03.166	148	3	17.268	21.379	44.799	2:21.669	3:45.115	146
4	18.553	20.275	43.905	39.228	2:01.961	145	4	22.609	<u>20.745</u>	43.181	38.747	2:05.282 P	
5	17.407	20.178	44.012	39.178	2:00.775	144	5	<u>16.877</u>	22.323	<u>42.976</u>	<u>38.607</u>	<u>2:00.783</u>	145
6	17.317	19.926	42.810	39.211	1:59.264	145	31 Christopher DOBIE (NSW) (15th)						
7	17.050	<u>19.832</u>	45.211	41.855	2:03.948	144	1	53.900	23.132	47.122	42.779	2:46.933	
8	<u>16.993</u>	20.254	42.333	<u>38.080</u>	<u>1:57.660</u>	144	2	18.750	22.372	44.749	40.696	2:06.567	136
9	17.657	20.146	<u>42.029</u>	38.773	1:58.605	149	3	18.332	21.754	43.891	39.996	2:03.973	136
17 Tom TOPARIS (NSW) (3rd)							4	18.378	21.519	43.735	39.638	2:03.270	138
1	20.874	21.152	41.783	40.231	2:04.040 P		5	19.093	21.359	44.311	39.838	2:04.601	138
2	17.262	19.777	40.715	37.840	1:55.594	148	6	17.780	21.338	43.443	<u>39.235</u>	<u>2:01.796</u>	136
3	16.366	19.151	39.984	37.687	1:53.188	151	7	17.922	<u>21.024</u>	<u>43.153</u>	40.120	2:02.219	136
4	16.684	18.862	40.309	37.540	1:53.395	151	8	<u>17.753</u>	21.446	43.871	39.774	2:02.844	137
5	17.263	20.763	48.261	37.487	2:03.774	151	33 Reid BATTYE (NSW) (2nd)						
6	16.387	18.645	41.761	3:23.304	4:40.097	150	1		47.858	40.968	38.358	2:07.184	
7	20.177	19.640	41.430	38.070	1:59.317 P		2	15.763	18.933	39.885	40.546	1:55.127	146
8	<u>16.142</u>	18.625	45.271	47.218	2:07.256	150	3	15.393	19.435	40.260	37.397	1:52.485	148
9	16.340	<u>18.419</u>	<u>38.803</u>	<u>36.466</u>	<u>1:50.028</u>	149	4	15.532	<u>18.339</u>	38.877	36.638	1:49.386	147
18 Nicholas CLAIR (VIC) (22th)							5	16.613	19.242	39.078	37.677	1:52.610	150
1	25.913	25.587	53.521	48.430	2:33.451 P		6	<u>15.161</u>	18.469	38.604	2:03.459	3:15.693	148
2	21.049	23.892	48.872	43.921	2:17.734	128	7	21.284	19.970	39.672	1:06.856	2:27.782 P	
3	19.772	22.451	47.872	41.625	2:11.720	130	8	20.083	18.639	40.058	36.733	1:55.513 P	
4	19.373	<u>21.793</u>	46.477	<u>41.350</u>	2:08.993	136	9	15.289	18.702	38.558	36.728	1:49.277	148
5	18.677	21.983	<u>46.029</u>	41.897	<u>2:08.586</u>	139	10	15.193	18.581	<u>37.954</u>	<u>36.031</u>	<u>1:47.759</u>	148
6	19.255	22.505	46.151	42.809	2:10.720	132	36 Arkadiusz DEPCZYNSKI (VIC) (25th)						
7	<u>18.571</u>	21.810	46.789	42.664	2:09.834	132	1	24.499	28.220	54.863	48.332	2:35.914 P	
8	19.192	21.881	46.663	1:13.298	2:41.034	131	2	22.104	26.209	56.647	52.605	2:37.565	136
9	20.001	22.150	46.092	42.866	2:11.109	131	3	<u>20.703</u>	25.371	54.331	<u>46.365</u>	<u>2:26.770</u>	139
20 Hunter FORD (NSW) (18th)							4	21.525	26.278	54.993	47.854	2:30.650	136
1	27.050	24.455	49.282	44.224	2:25.011 P		5	21.628	<u>25.246</u>	<u>53.658</u>	47.492	2:28.024	134
2	18.689	23.618	48.332	42.162	2:12.801	141	6	21.855	26.135	54.591	49.323	2:31.904	123
3	18.242	22.586	47.247	41.897	2:09.972	144	39 Scott NICHOLSON (VIC) (16th)						
4	19.019	22.517	47.227	42.126	2:10.889	141	1	44.356	21.286	45.938	41.961	2:33.541	
5	18.935	22.521	45.574	41.369	2:08.399	141	2	17.679	21.198	46.012	42.356	2:07.245	146
6	18.427	21.449	44.639	40.310	2:04.825	140	3	17.520	20.973	44.769	41.062	2:04.324	145
7	18.137	21.799	44.217	40.713	2:04.866	141	4	18.226	21.505	45.173	41.188	2:06.092	145
8	<u>17.687</u>	21.789	43.991	41.872	2:05.339	142	5	<u>17.220</u>	20.534	44.128	40.774	2:02.656	145
9	18.789	<u>21.056</u>	<u>43.607</u>	<u>40.273</u>	<u>2:03.725</u>	139	6	17.237	<u>20.262</u>	43.873	<u>40.427</u>	<u>2:01.799</u>	146

Chief Time Keeper - Scott Laing

Clerk of Course - Tom Williams



Computime Race Timing Systems Pty Ltd © 1996
Licensed to Computime Race Timing Systems
www.computime.com.au

COMPUTIME RACE TIMING SYSTEMS PTY LTD
9 Timber Lane, Glen Waverley, Vic 3150. Ph : 0418 17 13 17
E-mail : scott@computime.com.au



2016



YAMAHA MOTOR FINANCE

AUSTRALIAN SUPERBIKE CHAMPIONSHIP

Winton Park Raceway - Vic

PRESENTED BY

Round 6
Sept 30 - Oct 2PRODUCTION
Qualifying 1Date: 01/10/16
Event: Q01
Weather: Overcast - 10.6C
Track: Wet - Temp: 11.7CStarted at: 08:30:36
Laps: 20 Min
Starters: 25
Printed at: 8:55

PROVISIONAL SPLIT TIMES

Lap	Split 1	Split 2	Split 3	Split 4	Lap Time	Spd	Lap	Split 1	Split 2	Split 3	Split 4	Lap Time	Spd
7	17.311	20.532	43.701	40.549	2:02.093	145	8	<u>15.968</u>	<u>19.131</u>	<u>40.267</u>	38.381	<u>1:53.747</u>	148
8	17.230	20.339	<u>43.678</u>	41.258	2:02.505	144	9	17.387	21.012	47.945	38.658	2:05.002	147
							10	16.622	19.963	43.581	40.399	2:00.565	147
42 Jack PASSFIELD (NSW) (9th)							58 Callum ALDERSON (VIC) (4th)						
1	27.877	23.817	46.203	40.491	2:18.388 P		1	42.381	19.939	41.728	39.413	2:23.461	
2	17.124	20.353	43.250	39.317	2:00.044	145	2	16.609	18.987	<u>39.528</u>	38.198	1:53.322	145
3	17.186	21.843	43.915	38.923	2:01.867	146	3	16.928	19.044	40.926	39.587	1:56.485	148
4	17.028	19.932	42.717	38.774	1:58.451	145	4	<u>15.967</u>	<u>18.756</u>	39.946	37.582	<u>1:52.251</u>	146
5	17.011	20.523	42.992	39.489	2:00.015	144	5	16.039	18.931	40.279	1:15.643	2:30.892	147
6	17.011	20.365	42.255	38.831	1:58.462	142	6	20.416	19.541	40.104	1:17.398	2:37.459 P	
7	17.044	20.834	42.250	38.591	1:58.719	143	7	20.473	18.831	39.716	37.528	1:56.548 P	
8	16.964	19.881	41.679	38.775	1:57.299	145	8	17.824	24.142	43.243	1:03.180	2:28.389	146
9	17.091	19.902	41.911	38.765	1:57.669	144	9	23.792	20.707	40.172	37.772	2:02.443 P	
10	<u>16.747</u>	<u>19.783</u>	<u>40.822</u>	<u>38.000</u>	<u>1:55.352</u>	142	10	16.661	19.361	39.962	<u>37.427</u>	1:53.411	147
46 Aidan HAYES (NSW) (7th)							65 Jonah SITA (WA) (23th)						
1	21.195	20.850	44.057	39.521	2:05.623 P		1	22.745	25.748	52.535	46.858	2:27.886 P	
2	16.334	19.521	42.335	38.553	1:56.743	143	2	20.188	23.708	50.663	45.756	2:20.315	138
3	16.273	<u>18.976</u>	42.329	38.578	1:56.156	144	3	19.722	23.592	49.390	44.747	2:17.451	138
4	16.273	19.484	43.180	37.817	1:56.754	145	4	18.958	22.826	49.453	43.876	2:15.113	139
5	16.492	19.412	41.937	38.199	1:56.040	146	5	18.295	22.110	48.378	43.015	2:11.798	140
6	16.169	19.789	42.641	38.525	1:57.124	146	6	18.244	21.992	<u>47.444</u>	<u>42.489</u>	<u>2:10.169</u>	139
7	<u>16.121</u>	19.364	41.615	<u>37.474</u>	<u>1:54.574</u>	143	7	18.146	<u>21.696</u>	48.355	44.634	2:12.831	140
8	16.140	19.152	41.822	37.964	1:55.078	145	8	<u>17.765</u>	22.059	49.182	43.331	2:12.337	139
9	16.611	19.224	<u>41.183</u>	38.115	1:55.133	148							
10	16.859	19.577	41.594	37.918	1:55.948	145							
54 Jack DAWES (NSW) (8th)							77 Daniel MOORE (NSW) (14th)						
1	25.858	20.598	42.268	38.719	2:07.443 P		1	28.325	24.506	48.460	42.388	2:23.679 P	
2	16.374	20.341	42.315	39.030	1:58.060	146	2	18.719	21.947	46.232	41.299	2:08.197	137
3	16.831	20.183	41.983	38.892	1:57.889	145	3	18.226	20.382	44.326	40.919	2:03.853	137
4	16.428	19.903	42.075	2:06.129	3:24.535	144	4	18.987	21.067	46.219	39.928	2:06.201	139
5	19.336	21.097	42.060	39.012	2:01.505 P		5	<u>17.837</u>	<u>20.227</u>	<u>43.407</u>	<u>39.892</u>	<u>2:01.363</u>	139
6	16.585	19.829	41.902	38.176	1:56.492	145	6	18.505	21.564	45.195	41.228	2:06.492	142
7	<u>16.031</u>	<u>19.632</u>	<u>41.520</u>	<u>37.781</u>	<u>1:54.964</u>	145	83 Steven MASON (TAS) (20th)						
55 Brandon DEMMERY (NSW) (5th)							1	46.571	26.176	50.924	45.392	2:49.063	
1	28.079	23.995	45.568	40.949	2:18.591 P		2	18.455	24.243	48.349	42.419	2:13.466	140
2	17.240	20.433	43.097	39.478	2:00.248	146	3	17.698	23.408	47.267	42.559	2:10.932	141
3	17.215	20.243	43.960	39.137	2:00.555	146	4	17.839	22.660	<u>45.847</u>	42.970	2:09.316	140
4	17.128	19.900	41.534	39.738	1:58.300	148	5	<u>17.661</u>	<u>21.791</u>	46.412	<u>42.135</u>	<u>2:07.999</u>	139
5	16.545	19.485	41.605	38.223	1:55.858	145	6	19.044	22.144	46.282	42.236	2:09.706	143
6	16.469	19.383	41.369	39.412	1:56.633	146	85 Ty LYNCH (SA) (10th)						
7	16.285	19.314	40.543	<u>38.089</u>	1:54.231	146	1	25.605	23.279	45.832	41.482	2:16.198 P	

Chief Time Keeper - Scott Laing

Clerk of Course - Tom Williams

Computime Race Timing Systems Pty Ltd © 1996
Licensed to Computime Race Timing Systems
www.computime.com.au

COMPUTIME RACE TIMING SYSTEMS PTY LTD

9 Timber Lane, Glen Waverley, Vic 3150. Ph : 0418 17 13 17

E-mail : scott@computime.com.au

2016



YMF
YAMAHA MOTOR FINANCE

AUSTRALIAN SUPERBIKE CHAMPIONSHIP

Winton Park Raceway - Vic

PRESENTED BY



Round 6
Sept 30 - Oct 2



PRODUCTION
Qualifying 1

Started at: **08:30:36**
Laps: **20 Min**
Starters: **25**
Printed at: **8:55**

Date: **01/10/16**
Event: **Q01**
Weather: **Overcast - 10.6C**
Track: **Wet - Temp: 11.7C**

PROVISIONAL SPLIT TIMES

Lap	Split 1	Split 2	Split 3	Split 4	Lap Time	Spd	Lap	Split 1	Split 2	Split 3	Split 4	Lap Time	Spd
136 Lee CHEETHAM (NSW) (12th)													
2	17.631	21.058	45.860	41.856	2:06.405	142	1	25.902	24.179	50.117	43.224	2:23.422 P	
3	17.264	20.940	43.349	39.838	2:01.391	143	2	18.091	22.943	46.358	43.098	2:10.490	142
4	17.537	21.012	43.222	39.298	2:01.069	142	3	17.858	21.070	45.151	39.823	2:03.902	139
5	<u>16.935</u>	20.119	42.103	39.470	1:58.627	143	4	18.220	20.872	43.350	39.964	2:02.406	144
6	17.040	20.266	42.231	39.017	1:58.554	142	5	17.286	20.059	43.729	40.168	2:01.242	143
7	17.132	20.421	42.372	39.309	1:59.234	142	6	17.508	19.929	<u>41.551</u>	39.518	1:58.506	142
8	16.940	20.157	41.662	38.539	1:57.298	141	7	<u>16.738</u>	<u>19.695</u>	44.090	42.100	2:02.623	143
9	17.071	<u>20.044</u>	<u>41.198</u>	<u>38.086</u>	<u>1:56.399</u>	142	8	16.967	19.862	41.576	<u>39.486</u>	<u>1:57.891</u>	141
86 Oliver BAYLISS (QLD) (17th)													
1	21.584	22.749	46.429	42.469	2:13.231 P		9	17.111	19.830	42.212	39.744	1:58.897	142
2	18.528	21.470	47.020	41.016	2:08.034	144	322 Keegan PICKERING (NSW) (24th)						
3	18.710	21.772	46.097	41.460	2:08.039	145	1	23.890	25.365	55.411	47.468	2:32.134 P	
4	<u>17.697</u>	21.031	44.891	39.578	2:03.197	149	2	20.418	24.766	55.012	49.353	2:29.549	144
5	17.878	21.333	44.287	40.101	2:03.599	149	3	<u>19.105</u>	<u>22.739</u>	49.635	44.466	2:15.945	144
6	18.103	21.914	45.731	40.056	2:05.804	150	4	23.146	23.533	<u>48.731</u>	44.640	2:20.050	145
7	18.365	21.968	44.221	39.502	2:04.056	148	5	19.698	22.819	49.033	<u>44.095</u>	<u>2:15.645</u>	143
8	17.826	<u>20.937</u>	44.300	39.064	2:02.127	148	337 Gregory FARRELL (NSW) (21th)						
9	18.458	21.587	43.494	<u>39.027</u>	2:02.566	146	1	23.090	23.621	49.423	43.161	2:19.295 P	
10	18.096	21.070	<u>43.411</u>	39.396	<u>2:01.973</u>	148	2	18.887	22.516	49.156	43.269	2:13.828	138
93 Drew SELLS (VIC) (6th)													
1	45.664	21.391	42.895	38.957	2:28.907		3	19.172	22.511	47.707	42.231	2:11.621	138
2	17.084	20.224	40.925	38.394	1:56.627	141	4	18.880	22.163	47.759	41.932	2:10.734	139
3	16.588	<u>19.375</u>	40.345	38.699	1:55.007	142	5	<u>18.633</u>	22.377	<u>46.058</u>	41.764	2:08.832	139
4	16.664	19.643	41.096	38.740	1:56.143	144	6	18.740	<u>21.934</u>	46.397	<u>41.380</u>	<u>2:08.451</u>	138
5	16.625	20.889	42.582	38.546	1:58.642	142	345 Sam CONDON (NSW) (1st)						
6	16.522	19.550	40.651	38.325	1:55.048	142	1	51.309	20.652	41.212	40.097	2:33.270	
7	16.895	19.655	41.187	38.275	1:56.012	142	2	16.062	19.134	39.412	37.805	1:52.413	144
8	<u>16.492</u>	20.980	41.856	39.808	1:59.136	142	3	15.996	18.624	39.729	37.311	1:51.660	148
9	16.653	19.955	40.122	38.506	1:55.236	142	4	16.206	19.484	41.864	36.845	1:54.399	147
10	17.042	19.630	40.983	38.430	1:56.085	142	5	15.388	<u>18.148</u>	<u>37.673</u>	<u>36.500</u>	<u>1:47.709</u>	146
11	16.508	19.402	<u>39.794</u>	<u>38.166</u>	<u>1:53.870</u>	143	6	<u>15.344</u>	18.773	39.283	37.141	1:50.541	146
117 Zane FORD (NSW) (19th)													
1	29.979	27.014	56.660	45.529	2:39.182 P		7	16.087	18.732	41.036	37.507	1:53.362	146
2	18.083	22.929	47.365	41.722	2:10.099	140	8	15.729	19.501	41.479	38.318	1:55.027	146
3	18.099	22.274	46.542	41.053	2:07.968	144	9	16.000	19.383	40.975	38.158	1:54.516	143
4	17.704	21.831	<u>46.138</u>	<u>39.640</u>	<u>2:05.313</u>	145							
5	<u>17.309</u>	<u>21.798</u>	46.573	40.633	2:06.313	146							

*** Indicative qualifying time - 2:03.865 ***

The results are provisional until the end of the time limit for protests and appeals.

Scott Laing
Chief Time Keeper - Scott Laing

Tom Williams
Clerk of Course - Tom Williams



Computime Race Timing Systems Pty Ltd © 1996
Licensed to Computime Race Timing Systems
www.computime.com.au

COMPUTIME RACE TIMING SYSTEMS PTY LTD
9 Timber Lane, Glen Waverley, Vic 3150. Ph : 0418 17 13 17
E-mail : scott@computime.com.au



2016  **YMF** AUSTRALIAN SUPERBIKE CHAMPIONSHIP
YAMAHA MOTOR FINANCE

Winton Park Raceway - Vic

PRESENTED BY



Round 6
Sept 30 - Oct 2



PRODUCTION
Qualifying 1

Date: 01/10/16
 Event: Q01
 Weather: Overcast - 10.6C
 Track: Wet - Temp: 11.7C

Started at: 08:30:36
 Laps: 20 Min
 Starters: 25
 Printed at: 8:55

PROVISIONAL FASTEST LAPS SEQUENCE

Race Time	No	Name	Machine	Fastest Lap	On Lap
2:56.665	46	Aidan HAYES (NSW)	Yamaha R3 320	2:05.623	1
2:57.872	17	Tom TOPARIS (NSW)	Kawasaki EX 300	2:04.040	1
4:02.311	33	Reid BATTYE (NSW)	Kawasaki EX 300	1:55.127	1
4:16.783	58	Callum ALDERSON (VIC)	Yamaha R3 320	1:53.322	1
4:25.683	345	Sam CONDON (NSW)	Kawasaki EX 300	1:52.413	1
6:17.343	345	Sam CONDON (NSW)	Kawasaki EX 300	1:51.660	2
7:44.182	33	Reid BATTYE (NSW)	Kawasaki EX 300	1:49.386	3
9:59.451	345	Sam CONDON (NSW)	Kawasaki EX 300	1:47.709	4

*** Indicative qualifying time - 2:03.865 ***

The results are provisional until the end of the time limit for protests and appeals.

Scott Laing

Chief Time Keeper - Scott Laing

Tom Williams

Clerk of Course - Tom Williams



Computime Race Timing Systems Pty Ltd © 1996
 Licensed to Computime Race Timing Systems
www.computime.com.au

COMPUTIME RACE TIMING SYSTEMS PTY LTD
 9 Timber Lane, Glen Waverley, Vic 3150. Ph : 0418 17 13 17
 E-mail : scott@computime.com.au



2016 **YMF** AUSTRALIAN SUPERBIKE CHAMPIONSHIP

YAMAHA MOTOR FINANCE

Winton Park Raceway - Vic

PRESENTED BY



Round 6
Sept 30 - Oct 2



PRODUCTION Qualifying 1

Date: 01/10/16
Event: Q01
Weather: Overcast - 10.6C
Track: Wet - Temp: 11.7C

Started at: 08:30:36
Laps: 20 Min
Starters: 25
Printed at: 8:55


PROVISIONAL BEST PARTIAL TIMES

Pos	Split 1		Split 2		Split 3		Split 4		LAP		
	Name	Time	Name	Time	Name	Time	Name	Time	Name	Ideal	Fastest
1	R. BATTYE	15.161	S. CONDON	18.148	S. CONDON	37.673	R. BATTYE	36.031	R. BATTYE	1:47.485	1:47.759
2	S. CONDON	15.344	R. BATTYE	18.339	R. BATTYE	37.954	T. TOPARIS	36.466	S. CONDON	1:47.665	1:47.709
3	C. ALDERSON	15.967	T. TOPARIS	18.419	T. TOPARIS	38.803	S. CONDON	36.500	T. TOPARIS	1:49.830	1:50.028
4	B. DEMMERY	15.968	C. ALDERSON	18.756	C. ALDERSON	39.528	C. ALDERSON	37.427	C. ALDERSON	1:51.678	1:52.251
5	J. DAWES	16.031	A. HAYES	18.976	D. SELLS	39.794	A. HAYES	37.474	B. DEMMERY	1:53.455	1:53.747
6	A. HAYES	16.121	B. DEMMERY	19.131	B. DEMMERY	40.267	J. DAWES	37.781	A. HAYES	1:53.754	1:54.574
7	T. TOPARIS	16.142	J. DAWES	19.213	J. PASSFIELD	40.822	J. PASSFIELD	38.000	D. SELLS	1:53.827	1:53.870
8	D. SELLS	16.492	D. SELLS	19.375	A. HAYES	41.183	J. HALL	38.080	J. DAWES	1:54.545	1:54.964
9	L. CHEETHAM	16.738	L. CHEETHAM	19.695	T. LYNCH	41.198	T. LYNCH	38.086	J. PASSFIELD	1:55.352	1:55.352
10	J. PASSFIELD	16.747	D. MOORE	19.701	J. DAWES	41.520	B. DEMMERY	38.089	T. LYNCH	1:56.263	1:56.399
11	M. KING	16.852	J. PASSFIELD	19.783	L. CHEETHAM	41.551	D. SELLS	38.166	J. HALL	1:56.934	1:57.660
12	T. LYNCH	16.935	J. HALL	19.832	M. KING	42.027	M. KING	38.607	L. CHEETHAM	1:57.470	1:57.891
13	J. HALL	16.993	M. KING	20.044	J. HALL	42.029	O. BAYLISS	39.027	M. KING	1:57.530	2:00.783
14	S. NICHOLSO	17.220	T. LYNCH	20.044	D. MOORE	42.309	C. DOBIE	39.235	D. MOORE	1:59.366	2:01.363
15	Z. FORD	17.309	S. NICHOLSO	20.262	C. DOBIE	42.734	L. CHEETHAM	39.486	C. DOBIE	2:00.746	2:01.796
16	D. MOORE	17.464	O. BAYLISS	20.937	O. BAYLISS	43.411	Z. FORD	39.640	O. BAYLISS	2:01.072	2:01.973
17	S. MASON	17.501	C. DOBIE	21.024	H. FORD	43.607	D. MOORE	39.892	S. NICHOLSO	2:01.587	2:01.799
18	H. FORD	17.687	H. FORD	21.056	S. NICHOLSO	43.678	H. FORD	40.273	H. FORD	2:02.623	2:03.725
19	O. BAYLISS	17.697	J. SITA	21.674	Z. FORD	45.231	S. NICHOLSO	40.427	Z. FORD	2:03.978	2:05.313
20	C. DOBIE	17.753	S. MASON	21.791	G. FARRELL	45.697	N. CLAIR	41.350	S. MASON	2:07.274	2:07.999
21	J. SITA	17.765	N. CLAIR	21.793	S. MASON	45.847	G. FARRELL	41.380	G. FARRELL	2:07.632	2:08.451
22	N. CLAIR	18.571	Z. FORD	21.798	N. CLAIR	46.029	S. MASON	42.135	N. CLAIR	2:07.743	2:08.586
23	G. FARRELL	18.633	G. FARRELL	21.922	J. SITA	47.444	J. SITA	42.489	J. SITA	2:09.372	2:10.169
24	K. PICKERING	19.105	K. PICKERING	22.739	K. PICKERING	48.731	K. PICKERING	44.095	K. PICKERING	2:14.670	2:15.645
25	A. DEPCZYNS	20.703	A. DEPCZYNS	25.246	A. DEPCZYNS	53.658	A. DEPCZYNS	46.365	A. DEPCZYNS	2:25.972	2:26.770

*** Indicative qualifying time - 2:03.865 ***

The results are provisional until the end of the time limit for protests and appeals.


Chief Time Keeper - Scott Laing


Clerk of Course - Tom Williams



Computime Race Timing Systems Pty Ltd © 1996
Licensed to Computime Race Timing Systems
www.computime.com.au

COMPUTIME RACE TIMING SYSTEMS PTY LTD
9 Timber Lane, Glen Waverley, Vic 3150. Ph : 0418 17 13 17
E-mail : scott@computime.com.au

